

SandMaster 370 Motorwagen-Rundmulde für Tamiya 3-Achser Dumper Kit SandMaster 370 for Tamiya MAN and Scania (6 wheels)



Servonaut

www.servonaut.de

Sandmaster 370 von Wendscher Modellbau - Im Vertrieb bei Servonaut, tematik GmbH, Feldstr.143, 22880 Wedel, Germany



Komplett-Bausatz SandMaster 370

- Geschraubte Rundmulde aus Alu
- Tamiya - Maßstab
- Passend für 3-Achser Scania und MAN (ohne Spoiler)
- Neuer Hauptrahmen, neue Kardanwelle
- Außenliegende Heckklappe
- Automatische Klappenverriegelung
- Kipplager, Schüttschutz, Zylinderattrappe
- Mechanischer Kippspindelantrieb, fertig aufgebaut und justiert
- 7,2V Motor mit Endlagenschaltern (max. 3A)
- Notentriegelung, Unterfahrerschutz
- Halter für Servo-Frontmontage
- Bausatz, unlackiert, teilweise vormontiert
- Maße ca. 440 x 185mm, Muldenhöhe 95mm
- Rahmenbreite 62mm, Ladehöhe auf Rahmen 205mm
- Gewicht ca. 1100g, Kippwinkel ca. 50 Grad

Montagehinweise

- Nur die vorderste Quertraverse wird weiter verwendet
- Die Schrauben der hinteren Aufhängungsplatte werden durch die beiliegenden kürzeren Schrauben ersetzt
- Die Seitenverkleidungen (Spoiler) nicht montieren
- Anschlusskabel am Motor nicht vertauschen, sonst funktioniert die Endabschaltung nicht korrekt
- Die Verriegelung wird durch Anpassen der Seillänge justiert

Benötigtes Werkzeug

- Kreuzschlitz Größe 1
- Inbus 1,5mm
- Flachzange

Dumper Kit SandMaster 370

- Screwed round tipper made of aluminium
- Tamiya - Scale
- For MAN and Scania (3 axles, without spoiler)
- Automatic opening / closing tailgate
- Cylinder dummy
- Electric spindle drive, calibrated and ready to use
- 7.2V motor with stop position switches (3A max)
- Emergency unlocking mechanism
- Rear underdrive guard
- Steering servo support
- New cardan shaft
- Kit comes un-painted without surface finish
- Some parts pre-assembled
- Size 440 x 185mm, height 95mm
- Weight 1100g, tipping angle 50 degree

Assembly instructions




- Only the front end cross member is used
- Don't mount the spoilers, they won't fit
- Use the enclosed shorter screws for the rear suspension plate
- Don't interchange the motor wires, otherwise the stop switches will not work
- The unlocking mechanism is calibrated by adjusting the length of the rope

Tools required







- size one Phillips screwdriver
- Allen key 1,5mm
- flat pliers

HAR370

Austausch-Haupttrahmen mit Stossstange und Rückleuchtenhalterung für 3-Achser
New main vehicle frame with rear bumper and mounting support for rear lights








Tighten the screws only finger tight !
Alle Schrauben nur leicht anziehen !







SPIN370

Hilfsrahmen mit Kippspindel und Motor für 3-Achser
Support frame with dumper spindle drive







Tighten the screws only finger tight !
Alle Schrauben nur leicht anziehen !



MUL370

Rundmulde SandMaster 370
Tipper body SandMaster MUL370



Tighten the screws only finger tight!
Alle Schrauben nur leicht anziehen!

3 x M2 x 6mm

